













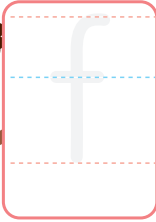



















Let's Make **a** **t** Words



-  is holding the letter **a** and  is holding the letter **t**.
- Say the sound made by **a** and **t** when they are together.
- We can make new words by adding a letter to **at**.
- Trace the letter in each  and say the new word.

		+			=	
		+			=	
		+			=	
		+			=	
		+			=	
		+			=	