


Let's Make a Flip Book

4 




① • Cut along the grey lines.




② • Cut along the yellow lines.



③ • Put pages in order from 1 to 6 and staple where shown.



④ • Flip through to see Jenna jump rope.

| | | |
|----------|----------|---|
| <p>3</p> | <p>2</p> | <p>1</p> <p>staple here </p> |
| <p>4</p> | <p>5</p> | <p>6</p> |